

# Cut-off wheels

Performance Line SG ★★★★★



## SG STEELOX ★★★★★

Cut-off wheel for steel and stainless steel (INOX) with high cutting performance and very long tool life.

### Advantages:

- Universally suitable for steel and stainless steel (INOX).
- Fast work progress thanks to high cutting performance.
- Maximum economic efficiency due to very long tool life.

### Materials that can be worked:

steel, stainless steel (INOX)

### Applications:

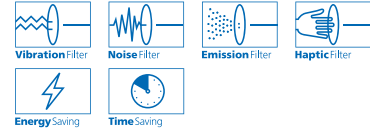
cutting of sheet metal, profiles and solid material, cutting out holes




### Abrasive:

High-performance aluminium oxide A

### PFERDVALUE:

Thin cut-off wheels:



D [mm]	T/U [mm]	EAN 4007220	H [mm]	Max. RPM		Description
<b>Flat type EHT (shape 41)</b> 						
105	1.0		16.0	14,500	25	EHT 105-1,0 SG STEELOX/16,0
	1.3		16.0	14,500	25	EHT 105-1,3 SG STEELOX/16,0
115	1.0		22.23	13,300	25	EHT 115-1,0 SG STEELOX
	1.6		22.23	13,300	25	EHT 115-1,6 SG STEELOX
	2.4		22.23	13,300	25	EHT 115-2,4 SG STEELOX
125	1.0		22.23	12,200	25	EHT 125-1,0 SG STEELOX
	1.6		22.23	12,200	25	EHT 125-1,6 SG STEELOX
	2.0		22.23	12,200	25	EHT 125-2,0 SG STEELOX
	2.4		22.23	12,200	25	EHT 125-2,4 SG STEELOX
150	1.6		22.23	10,200	25	EHT 150-1,6 SG STEELOX
	2.0		22.23	10,200	25	EHT 150-2,0 SG STEELOX
	2.5		22.23	10,200	25	EHT 150-2,5 SG STEELOX
180	1.6	22.23	8,500	25	EHT 180-1,6 SG STEELOX	
	2.0	22.23	8,500	25	EHT 180-2,0 SG STEELOX	
	2.5	22.23	8,500	25	EHT 180-2,5 SG STEELOX	
230	1.9	22.23	6,600	25	EHT 230-1,9 SG STEELOX	
	2.0	22.23	6,600	25	EHT 230-2,0 SG STEELOX	
	2.5	22.23	6,600	25	EHT 230-2,5 SG STEELOX	
	3.2	22.23	6,600	25	EHT 230-3,2 SG STEELOX	
<b>Depressed-centre type EH (shape 42)</b> 						
115	2.4		22.23	13,300	25	EH 115-2,4 SG STEELOX
	3.2		22.23	13,300	25	EH 115-3,2 SG STEELOX
125	2.4		22.23	12,200	25	EH 125-2,4 SG STEELOX
	3.2		22.23	12,200	25	EH 125-3,2 SG STEELOX
180	2.5		22.23	8,500	25	EH 180-2,5 SG STEELOX
230	2.5		22.23	6,600	25	EH 230-2,5 SG STEELOX

